

# AVR LAMBDA SERIES 150V

(3PH-20KVA)

LAMBDA

SERIES



## APPLICATION


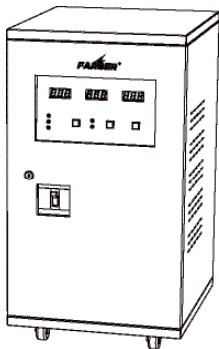


Agricultural fields



Oil fields

## SCHEMATIC



## BENEFITS

- ✓ High Efficiency
- ✓ 100% Unbalanced loading capability between three phases
- ✓ Digital Display
- ✓ Advanced protection
- ✓ strong Overload ability
- ✓ Configurable Normal Output Voltage (optional)
- ✓ Isolated manual Bypass switch
- ✓ Surge protection Device (optional)
- ✓ Servo Motor type



FARBER-OVERLOAD™

Offers very high current for 30



FARBER-TRANSFER™

Instant transfer of power through zero-crossing detection



FARBER-TECHTOR™

Protects against over voltage



FARBER-TECHTOR™

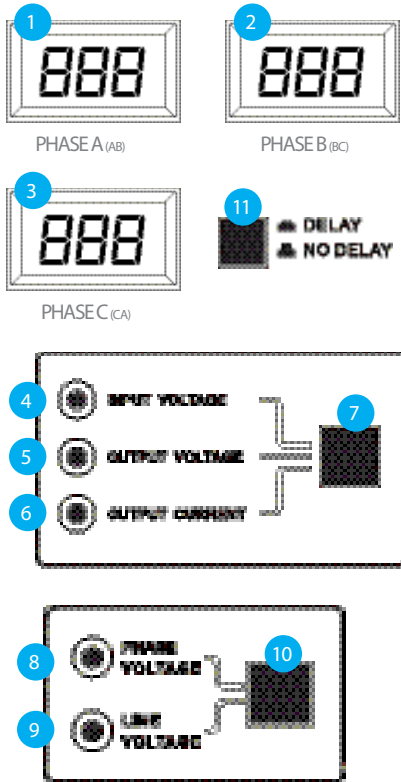
Protects against under voltage



FARBER-TECHTOR™

Protects against over heat

## LCD FEATURES



1. Display of phase A (AB)
2. Display of phase B (BC)
3. Display of phase C (CA)
4. Input voltage indicator
5. Output voltage indicator
6. Output current indicator
7. Switch button of input & output voltage
8. Phase voltage indicator
9. Line voltage indicator
10. Switch button of phase & line voltage
11. Display button(DELAY=180S, NO DELAY=6S)

## SPECIFICATION

MODEL NUMBER		FA-AVR-150V-20KVA/SVR3PH		
<b>INPUT</b>				
Rated Input Voltage	L1—L2/380V	L2—L3/380V	L1—L3/380V	
Input Voltage Range	260-430V or customized			
Input frequency	45-65HZ			
Power Factor	0.98			
<b>OUTPUT</b>				
Rated Output Voltage	L1—L2/380V	L2—L3/380V	L1—L3/380V	
Output Precision	±3% (±1% optional)			
Response time	<1s, against 10% variation of input voltage			
Efficiency	>96%			
Loading Ability	120% for 180s, 150% for 30s, 200% for 10s, 300% for 5s			
<b>DISPLAY</b>				
Input Voltage	Line Voltage AB,BC, CA	Phase Voltage A, B, C		
Output Voltage	Line Voltage AB,BC, CA	Phase Voltage A, B, C		
Output Current	Phase Current: A, B, C			
<b>PROTECTION AND ALARM</b>				
Output Under Voltage	Output cutoff by contactor + "L" in display + Buzzer beeping			
Output Over Voltage	Output cutoff by contactor + "H" in display + Buzzer beeping			
Overload	Output cutoff by contactor + "F" in display + Buzzer beeping			
Over Temperature	Output cutoff by contactor + "C" in display + Buzzer beeping			
Phase failure	Output cutoff by contactor + Buzzer beeping			
Wrong Phase sequency	Cant switch on regulator "P" in display + Buszzer beeping			
Short Circuit	Input cutoff by air breaker			
Bypass	Isolated manual bypass switch			
Output Delay time	6s/180s selectable			
Surge/Spike	Optional, Replaceable SPD			
<b>SAFETY</b>				
Insulation V / R	2,000V/60s / >5MΩ			
Creepage Distance	>8mm			
Grounding Resistance	>0.1MΩ			
Insulation Class of coil	Class F (155C)			
Cooling Mode	Cooling Fan			
IP Level	IP20			
Audible Noise	<65dB at 1m distance with full load			
<b>OPERATING CONDITIONS</b>				
operating Temperature	- 5°C - + 45°C			
Operating humidity	10%-90%, non-condensing			



**FARBER-TECHTOR™**  
Protects against  
overload



**FARBER-TECHTOR™**  
Protects against short  
circuit



**FARBER-WARNER™**  
In case of any fault or



**FARBER-ACCURACY™**  
Servo motor To ensure  
the accuracy and



**FARBER-RESTARTER™**  
AVR will auto-run after  
overload protection