

AVR LAMBDA SERIES 150V

(3PH-45KVA)



Maintenance and free installation

APPLICATION


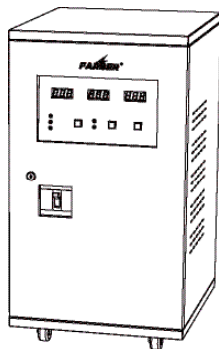


Hospital & testing laboratories



Factories

SCHEMATIC



BENEFITS

- ✓ High Efficiency
- ✓ 100% Unbalanced loading capability between three phases
- ✓ Digital Display
- ✓ Advanced protection
- ✓ strong Overload ability
- ✓ Configurable Normal Output Voltage (optional)
- ✓ Isolated manual Bypass switch
- ✓ Surge protection Device (optional)
- ✓ Servo Motor type



FARBER-OVERLOAD™

Offers very high current for 30



FARBER-TRANSFER™

Instant transfer of power through zero-crossing detection



FARBER-TECHTOR™

Protects against over voltage



FARBER-TECHTOR™

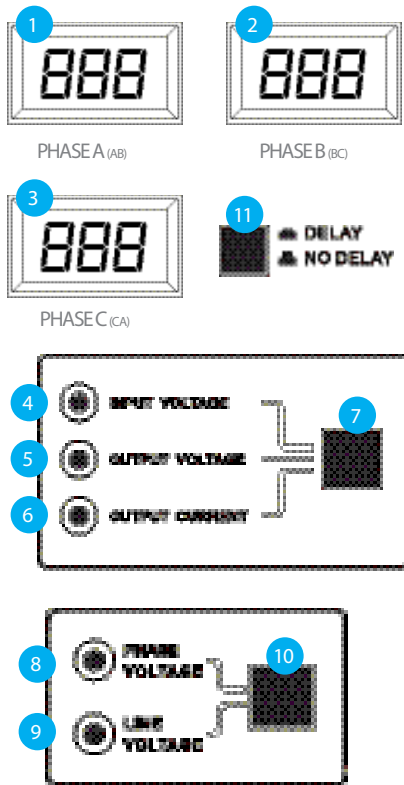
Protects against under voltage



FARBER-TECHTOR™

Protects against over heat

LCD FEATURES



1. Display of phase A (AB)
2. Display of phase B (BC)
3. Display of phase C (CA)
4. Input voltage indicator
5. Output voltage indicator
6. Output current indicator
7. Switch button of input & output voltage
8. Phase voltage indicator
9. Line voltage indicator
10. Switch button of phase & line voltage
11. Display button (DELAY=180s, NO DELAY=6s)

SPECIFICATION

MODEL NUMBER		FA-AVR-150V-45KVA/SVR3PH	
INPUT			
Rated Input Voltage	L1—L2/380V	L2—L3/380V	L1—L3/380V
Input Voltage Range	260-430V or customized		
Input frequency	45-65HZ		
Power Factor	0.98		
OUTPUT			
Rated Output Voltage	L1—L2/380V	L2—L3/380V	L1—L3/380V
Output Precision	±3% (±1% optional)		
Response time	<1s, against 10% variation of input voltage		
Efficiency	>96%		
Loading Ability	120% for 180s, 150% for 30s, 200% for 10s, 300% for 5s		
DISPLAY			
Input Voltage	Line Voltage AB,BC, CA	Phase Voltage A, B, C	
Output Voltage	Line Voltage AB,BC, CA	Phase Voltage A, B, C	
Output Current	Phase Current: A, B, C		
PROTECTION AND ALARM			
Output Under Voltage	Output cutoff by contactor + "L" in display + Buzzer beeping		
Output Over Voltage	Output cutoff by contactor + "H" in display + Buzzer beeping		
Overload	Output cutoff by contactor + "F" in display + Buzzer beeping		
Over Temperature	Output cutoff by contactor + "C" in display + Buzzer beeping		
Phase failure	Output cutoff by contactor + Buzzer beeping		
Wrong Phase sequency	Cant switch on regulator "P" in display + Buszzer beeping		
Short Circuit	Input cutoff by air breaker		
Bypass	Isolated manual bypass switch		
Output Delay time	6s/180s selectable		
Surge/Spike	Optional, Replaceable SPD		
SAFETY			
Insulation V / R	2,000V/60s / >5MΩ		
Creepage Distance	>8mm		
Grounding Resistance	>0.1MΩ		
Insulation Class of coil	Class F (155C)		
Cooling Mode	Cooling Fan		
IP Level	IP20		
Audible Noise	<65dB at 1m distance with full load		
OPERATING CONDITIONS			
operating Temperture	- 5°C - + 45°C		
Operating humidity	10%-90%, non-condensing		



FARBER-TECHTOR™
Protects against overload



FARBER-TECHTOR™
Protects against short circuit



FARBER-WARNER™
In case of any fault or emergency, an alarm will sound



FARBER-ACCURACY™
Servo motor To ensure the accuracy and stability of the output voltage



FARBER-RESTARTER™
AVR will auto-run after overload protection